







# Home Learning – Reception (1.03.21) Stick

	Monday	Tuesday	Wednesday	Thursday	Friday	
English	Daily phonics lesson and hold a sentence uploaded to dojo . Simply watch and join in and comment on the post if you have had a go. Have a pen and paper ready to try and spellings and the sentence.					<b>Spellings</b> This weeks spellings are Red Black Green Pink Blue
Guided reading	Free Reading— using the websites given earlier in the lockdown/school reading book  Or Your own collections	Watch 'Stickman' By Julia Donaldson <a href="https://www.bbc.co.uk/iplayer/episode/b06t09rk/stickman">https://www.bbc.co.uk/iplayer/episode/b06t09rk/stickman</a> . Draw and write about your favourite part of the story.	Can you design your own stick family in their family tree. How many children will be in your stick family? Could you have any stick pets?	Uploaded sheet—When did Stickman feel sad, happy, excited, lonely...etc.	Free Reading— using the websites given earlier in the lockdown/school reading book	
Maths	Halving/sharing	Halving/sharing	Halving Shapes	Halving Shapes	Flashback Friday - Doubling	<b>Daily challenges</b> Read a story book Count to 20 Number bonds to 10 Days of the week Months of the year Handwriting practice (use your name) Using scissors
Theme	Science: Can you think about the parts of a tree? Label the main parts: branches, leaves, trunk and roots.  Extension: What would a tree look like in the 4 seasons of the year? Can you  	Listen to the story 'Not a Stick' and look at the pictures. Can you draw and write about some different imaginative things a stick could be?  'It is not a stick. It is a _____' with a drawing or even a photo of yourself with a stick pretending!  It could be: a magic wand, a flute, a paintbrush, a drum stick, a horse or anything you imagine!	UTW: Create a Journey Stick. Go on a walk and find a big stick. Remember to take some tape or string Collect exciting things you find along the way to add to your journey stick.  When you get back, you could talk about your journey using the stick to help you. You could record yourself talking about your journey or write about it.  	WORLD BOOK DAY Listen to the story of 'Stickman' Can you make a stick man? You might go for a walk and collect some sticks to stick together. You could draw him, make him out of playdough or anything else you have at home. Retell the story of Stickman yours.  	Art & Design: Alberto Giacometti was a famous sculptor. Can you create a sculpture like his?  Use sticks as the base and wrap the sculpture in tin foil or something else from home. (see PPT for photo ideas)  	

In addition to the home learning above, your child will also has access to Numbots and Purple Mash. It is also encouraged that you check your child's class dojo page as teachers will post regular communication and updates. It is expected that the daily amount of work completed by your child is 1/2 hours (Reception), 2/3 hours (KSI) and 3/4 hours for KS2 in addition to the usual regular reading.