






# Home Learning — Year 1 (01.03.21)

# Stick week!

	Monday	Tuesday	Wednesday	Thursday	Friday
<b>RWI</b>	Trigraphs focus this week in RWI air, are (care and share), ire (fire fire), ear (hear with your ear), and ure (sure its pure). See class dojo for daily videos and activities.				
<b>Guided Reading</b>	<u><a href="#">Stanley-s Stick</a></u> Read/listen to the story and discuss. Complete the book review. What was your favourite part? Why? Did it make you happy or sad?	Read the phonetically decodable sentences and match to the pictures from the story.  Can you write your own sentence for the last?	Vocabulary: Can you find out the meaning of the new words in the story? Use a dictionary, device to search or a grown up to help you.	Retrieve: Find the information from the story Stanley's Stick to answer the questions.	Free reading time Everybody Reading In Class
<b>Maths</b>	To use number bonds to 10	To use number bonds to 10	To my number bonds to subtract	To my number bonds to subtract	To use my knowledge of related facts to solve word problems
<b>Theme</b>	Science: Can you think about the parts of a tree? Label the main parts: branches, leaves, trunk and roots.  Extension: Can you research and learn about evergreen/deciduous? What would a tree look like in the 4 seasons of the year? You might want to extend this even further by learning about different types of trees. What types of trees do you have in your garden?	Listen to the story 'Not a Stick' and look at the pictures. Can you draw and write about some different imaginative things a stick could be?  'It is not a stick. It is a _____' with a drawing or even a photo of yourself with a stick pretending!  It could be: a magic wand, a flute, a paintbrush, a drum stick, a horse or anything you imagine!	Geography: Create a Journey Stick. Go on a walk and find a big stick. Remember to take some tape or string Collect exciting things you find along the way to add to your journey stick.  When you get back, you could talk about your journey using the stick to help you. You could record yourself talking about your journey or write about it.    Picture news: How important is it to plant trees?	WORLD BOOK DAY Listen to the story Stick Man. Can you make a stick man? You might go for a walk and collect some sticks to stick together. You could draw him, make him out of playdough or anything else you have at home. Retell the story of Stickman yours.  	Art & Design: Alberto Giacometti was a famous sculptor. Can you create a sculpture like his?  Use sticks as the base and wrap the sculpture in tin foil or something else from home. (see PPT for photo ideas)  

Spellings
This weeks spellings are
tree
leaf
root
bark
branch
Trunk
stick
Daily challenges
Practice telling the time
Write the date
Read a story book
Count to 20 and beyond
Number bonds to 10
Days of the week
Months of the year
Handwriting practice (use your name)

In addition to the home learning above, your child will also has access to Numbots and Purple Mash. Check dojo for regular updates. It is expected that the daily amount of work completed by your child is 2/3 hours (KSI).